

Q-Series Miniature Circuit Breakers



Product Type		QL	QY	QZ	QDC
Standard Ampere Ratings (A)			0.1 – 63 (1 pole) 0.1 – 50 (2 poles)	0.1 – 60 (UL 1077) 5 – 50 (IEC 60947-2)	0.1 – 63 (1 pole) 0.1 – 50 (2 poles)
		0.1 – 25	20 – 100 (2p parallel) 110 – 150 (3p parallel)		20 – 100 (2p parallel) 110 – 150 (3p parallel)
Number of Poles		1, 2, 3, 1+N, 3+N	1, 2 2, 3p parallel 2 poles in series	1, 2, 3, 1+N, 3+N	1, 2 2, 3p parallel 2 poles in series
Rated Voltage (V)		120V AC (1p) 120/240V AC(2p) 240V AC (1p) 240/415V AC 2, 4p)	80V DC *125V DC (1, 2p & 2p parallel) *250V DC (2p in series)	120V AC (1p) 240V AC (1p) 240/415V AC (2, 4p) 277V AC (1p) 277/480V AC (2, 3p)	80V DC *125V DC (1, 2p & 2p parallel) *250V DC (2p in series)
Approvals & Interrupt. Capacity (kA)	VDE (EN 60947-2) CE	6kA (240/415V AC) ✓	10kA ✓	3kA (240/415V AC) ✓	10kA ✓
	cULus (UL489_CSA) UL489A	10kA (120/240V AC)			
	cURus (UL1077_CSA)		10kA	5kA (1p, 120V ac) 5kA (277/480V ac)	
Mounting Options	Dual Mounting (DIN & Mini)	✓	✓	✓	✓
	DIN Rail	✓	✓	✓	✓
	Surface Clip	✓	✓	✓	✓
	Plug-in		✓		✓
Tripping curves		1, 3, 9, KM, OP	OP, U2, 1, 9	1, 2, 3, 9, OP	OP, U2, 1, 9
Resistance to shock		IEC 60068-2-27, 5G/30ms half sine wave			
Vibration		IEC 77/IEC 60068-2-6, 3G/10-150Hz			
Operating temperature		-40°C to +65°C			
Optional Accessories		<ul style="list-style-type: none"> Aux. switch Aux. switch + trip alarm Handle lock 		<ul style="list-style-type: none"> Trip alarm Bus bar 	
Features		<ul style="list-style-type: none"> Compact 13mm/module width Precision tripping Temperature independent trip point 		<ul style="list-style-type: none"> Hydraulic-magnetic technology Suitable for isolation Mid trip handle 	

* Polarity Sensitive

Q-Series Miniature Circuit Breakers

Features



QL

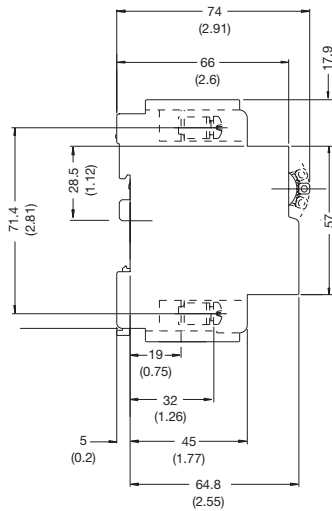
- AC circuit breaker
- UL 489 Listed
- VDE, CSA, CE Approved
- One and two pole units
- Current ratings up to 25A

QY

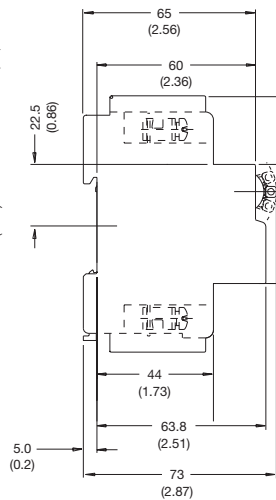
- DC circuit breaker
- UL 489A listed
- VDE & CE Approved
- One and two pole units
- Current ratings up to 150A
- 80V dc & 125V DC

QDC

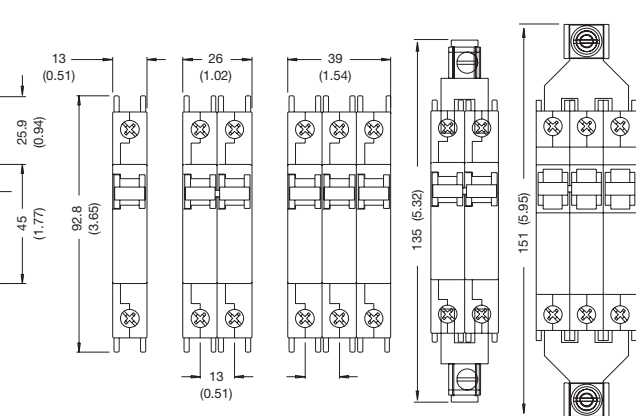
- DC circuit breaker
- VDE and CE Approved
- One and two pole units
- Current ratings up to 150A
- 80V DC 125V DC and 250V DC (250V DC 2 poles in series)



DUAL MOUNT



DIN RAIL MOUNT



NOTE: DIMENSIONS IN BRACKETS ARE IN "INCHES"

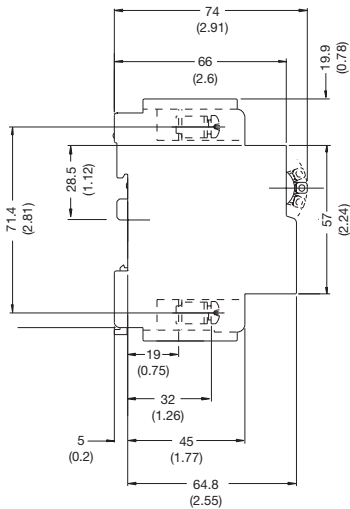
QY/QDC, 2 & 3 POLES BRIDGED IN PARALLEL

Features

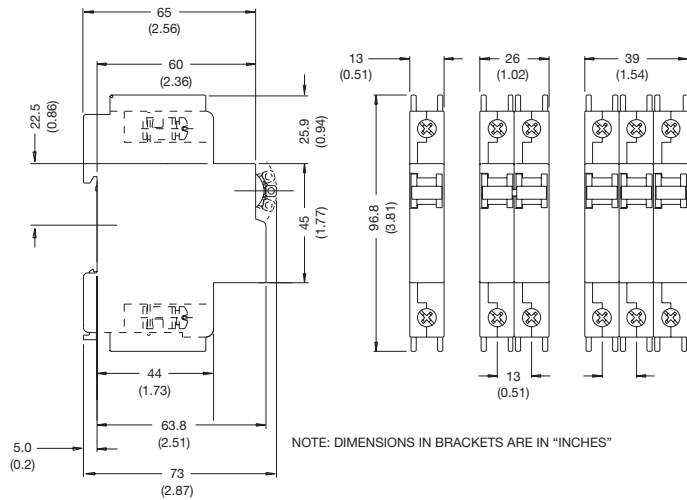


QZ

- AC circuit breaker
- UL 1077 Recognized
- VDE, CE, CSA certified
- One, two and three pole units
- Current ratings up to 60A



DUAL MOUNT



NOTE: DIMENSIONS IN BRACKETS ARE IN "INCHES"

DIN RAIL MOUNT

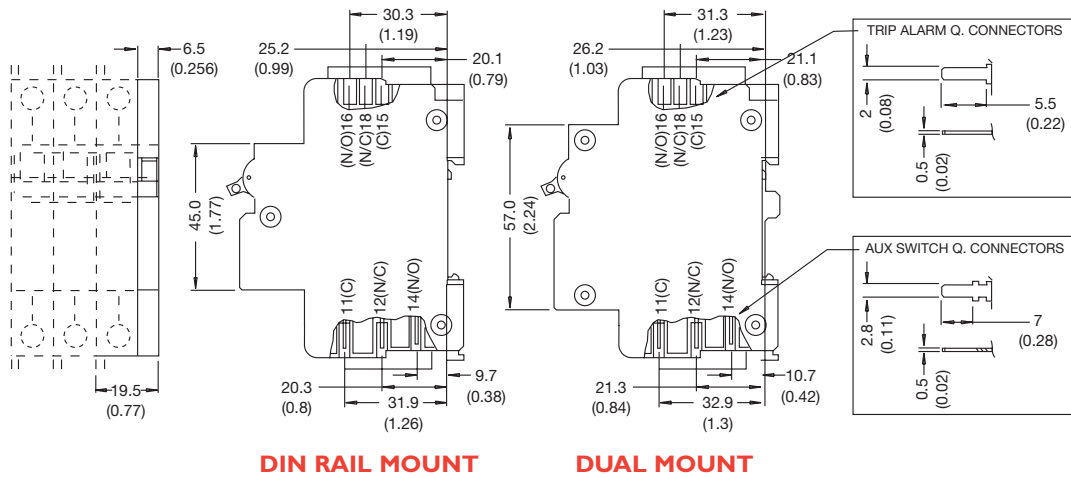
Q-Series Miniature Circuit Breakers

Features

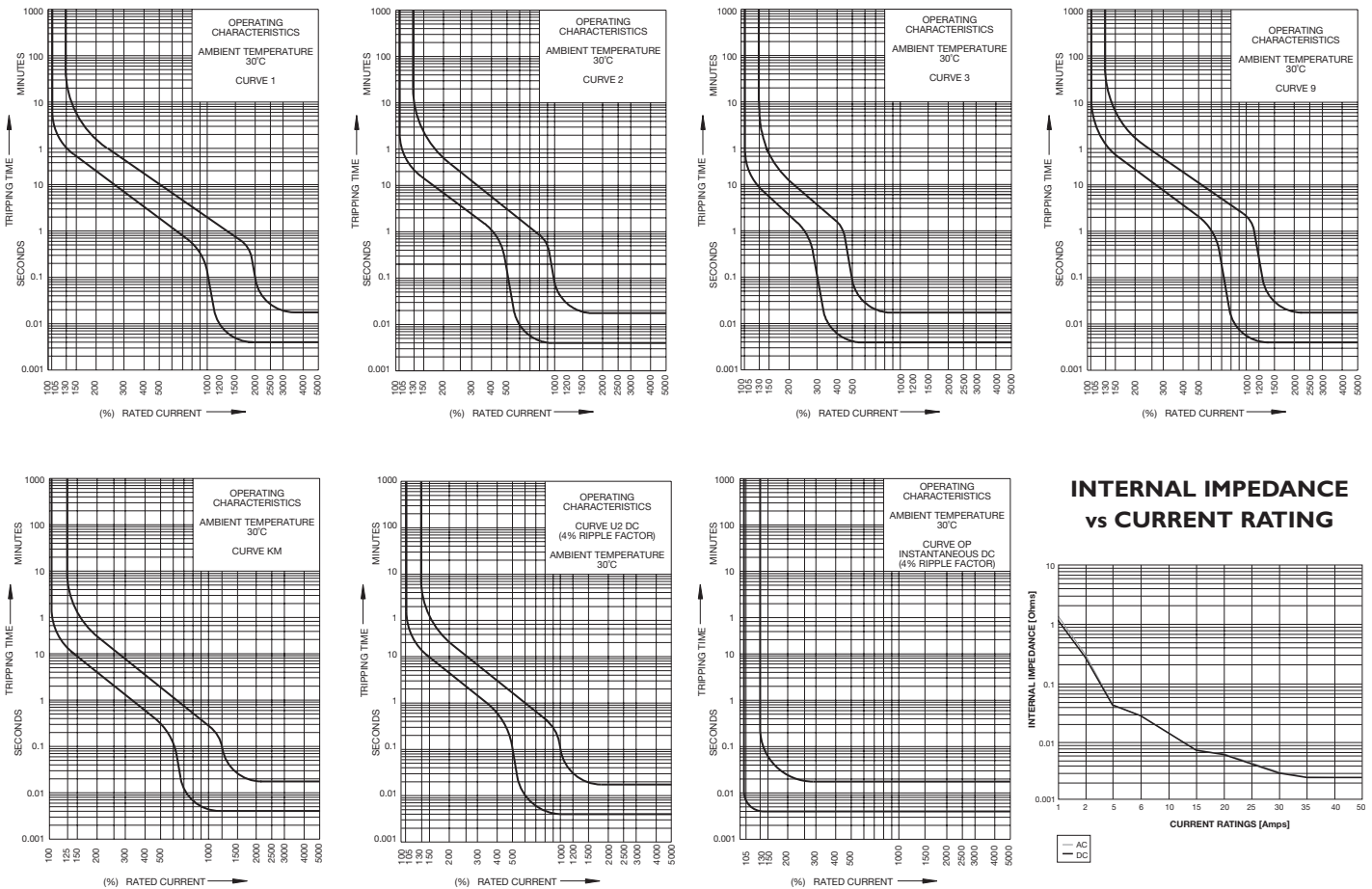


Auxiliary switch, Trip alarm, Combo

- AC and DC voltages
- UL 489 listed
(5A, 250V AC; 0.5A, 80V DC Auxiliary; 0.5A, 125V DC Trip alarm)
- IEC 60947-5-1 approved
(5A, 250V AC; 0.5A, 110V DC Auxiliary; 0.5A, 125V DC Trip alarm)
- Factory fitted
- Compact 6.5mm width
- Attached to right hand side of circuit breaker
- Available on Dual and DIN rail mounting



Standard Time Delay Curves



Q-Series Miniature Circuit Breakers

Long Code			
Group 1: Frame Type	Code	Frequency	Approvals
	QL	AC	UL 489
	QY	DC	UL489A,VDE, CE
	QZ	AC	CURus,VDE,CE
	QDC	DC	EN 60947-2, CE
Group 2:	Code	Description	Comments
	N	Neutral Switch	Leave blank if not applicable
Group 3: Auxiliary	Code	Description	Comments
	A	Auxiliary Switch	Leave blank if not applicable
	T	Trip Alarm	
AT	Auxiliary Switch + Trip Alarm		
Group 4: Number of Poles	Code	Description	Comments
	1	Single Pole	
	2	Double Pole	
	3	Triple Pole	
4	Four Pole		
Group 5: Module width	Code	Description	Comments
	13	13mm	
	18	18mm	
	19	19,5mm	
26	26mm		
Group 6: Mounting	Code	Description	Comments
	D	DIN – 45mm Escutcheon	
	DM	Dual Mount – DIN & Mini-Rail, 57mm Escutcheon	
	PI	Plug-in, DIN	
P2	Plug-in, Dual Mount		
Group 7: Time Delays	Code	Description	Comments
	1	Curve 1	
	2	Curve 2	
	3	Curve 3	
	9	Curve 9	
	U2	Curve U2	
	KM	Curve KM	
	OP	Instantaneous	
Group 8: Current Ratings	Code	Description	
	0.1	0.1A	For other ratings consult factory
	0.2	0.2A	
	0.5	0.5A	
	01	1A	
	1.5	1.5A	
	02	2A	
	2.5	2.5A	
	03	3A	
	04	4A	
	05	5A	
	06	6A	
	10	10A	
	15	15A	
	16	16A	
	20	20A	
	25	25A	
	30	30A	
	32	32A	
	35	35A	
40	40A		
45	45A		
50	50A		
60	60A		
63	63A		
70	70A		
80	80A		
100	100A		
125	125A		
150	150A		
Group 9:	Code	Description	Comments
	B0	80V DC Bottom Connected (Positive at bottom)	Leave blank if not applicable
	B1	125V DC Bottom Connected (Positive at bottom)	
	B2	250V DC Bottom Connected (Positive at bottom)	
	T3	250V DC with + and – connecting terminals at top	
	Z	DC – Bridged (Link not supplied)	

Example codes: **QY-1(13)-D-U2-20A-B1**
QDC-2(13)-DM-U2-50A-B2
QL-A-2(13)-D-9-25A
QZ-N-AT-4(13)-DM-2-60A

A member of the REUNERT Group

South Africa

CBI-electric: low voltage
 Tripswitch Drive Elandsfontein
 Gauteng South Africa
 Tel: +27 11 928 2000
 Fax: +27 11 392 2354
 E-mail: cbi@cbi-electric.com
 Website: www.cbi-electric.com

Germany

CBI-electric: Europe
 Postfach 101240 D-86882
 Landsberg Germany
 Tel: +49 8191 9472900
 Fax: +49 8191 94729011
 E-mail: office@cbibreakers.de
 Website: www.cbibreakers.com

USA

CBI-electric: North America
 35E Uwchlan Ave Suite 328
 Exton PA 19341 USA
 Tel: +91 610 524 9949
 Fax: +91 610 524 9945
 E-mail: info@cbibreakers.com
 Website: www.cbibreakers.com

Australia

CBI-electric: Australia
 821 Springvale Road Mulgrave Melbourne
 Victoria 3170 Australia
 Tel: +61 3 9560 3522
 Fax: +61 3 9562 0420
 E-mail: heinelec@heinelec.com.au
 Website: www.heinemannelectric.com.au